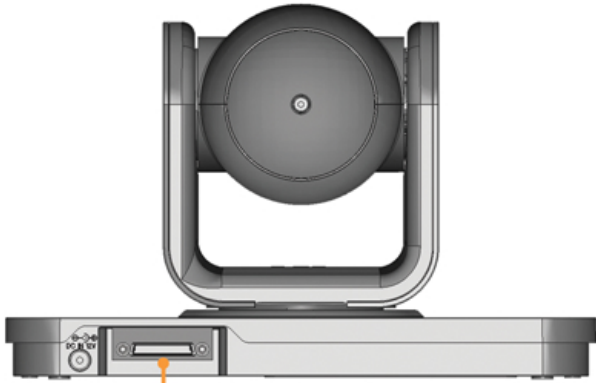




RC-SDA™ & RC4-E4P™ Application Guide

Last Update: 2/3/2022

Poly EagleEye IV



Poly RPG300, RPG500, RPG700 & RPG7500



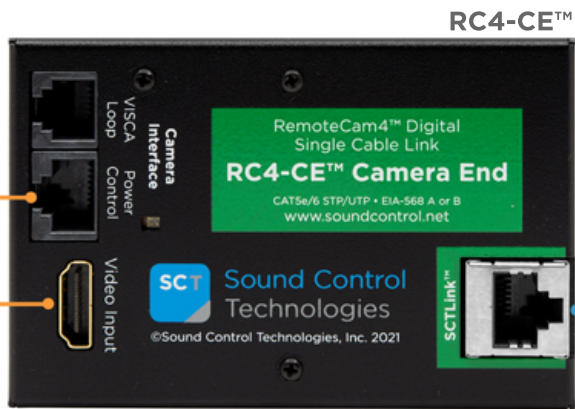
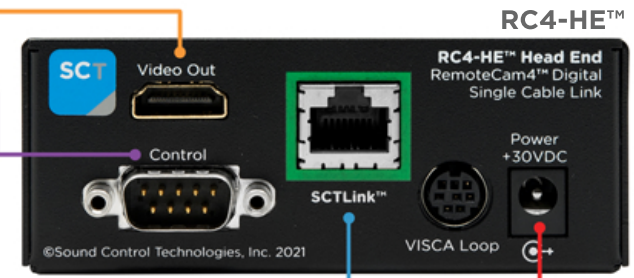
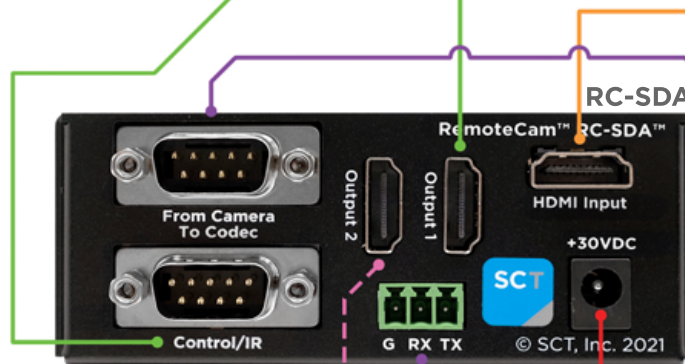
RCC-C030-0.4M
Mini-HDCI Y Cable to HDMI/RJ45
(Supplied *only* with RC4-E4P™ Kit)

Dipswitch Positions
Please refer to
RC-SDA™ (2021) FAQ

RCC-H030-1.0M
HDCI Y Cable to HDMI/9 Pin Cable
(Supplied *only* with RC4-E4P™ Kit)

RCC-M001-1.0M
DB9 to DB9 RS232

RCC-H001-1.0M
HDMI to HDMI Cable



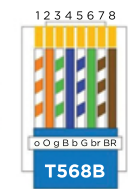
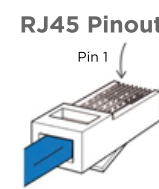
WPS-12 30VDC
100-240V 47-63Hz
Power Supply

WPS-12 30VDC
100-240V 47-63Hz
Power Supply

RCC-M002-1.0M
3-Pin Phoenix to DB9-F

SCTLink™ Cable
Power, Control, Audio & Video
The **SCTLink™** cable must always be a single, point-to-point CAT cable with no couplers or interconnections.

SCTLink™ Cable Specs
Integrator-Supplied CAT5e/CAT6 STP/UTP Cable
T568A or T568B (10m-100m min/max Length)



Module Dimensions

RC4-CE™: H: 0.93" (23mm) x W: 2.5" (63mm) x D: 3.741" (95mm)

RC4-HE™/RC-SDA™: H: 1.504" (38mm) x W: 3.813" (96mm) x D: 3.617" (91mm)