




Poly EagleEye IV

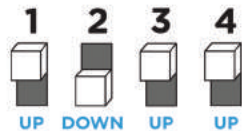


RCC-C030-0.4M

HDMI/RJ45 to Mini-HDCI Cable

Dipswitch Position

for use with Poly Codec




Note: S1 on front of RC-SDA™ will reset tracking mode ON.


RC4-CE™



RC-SDA™



RC4-HE™



RCC-H030-1.0M*

HDCI to HDMI/9 Pin Cable
*supplied only with RC4-E4P™ kit.

RCC-M001-1.0M

DB9 to DB9 RS232

RCC-H001-1.0M

HDMI Cable

WPS-12 30VDC
100-240V 47-63Hz
Power Supply

WPS-12 30VDC
100-240V 47-63Hz
Power Supply

HDMI to USB
Converter



Laptop

RCC-M002-1.0M
DB9 to 3 Pin Plug

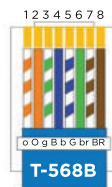
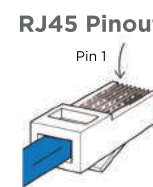
SCTLink™ Cable Specs

Integrator-Supplied CAT5e/CAT6 STP/UTP Cable
EIA568A or EIA568B (10m-100m min/max Length)

SCTLink™ Cable

Power, Control, Audio & Video

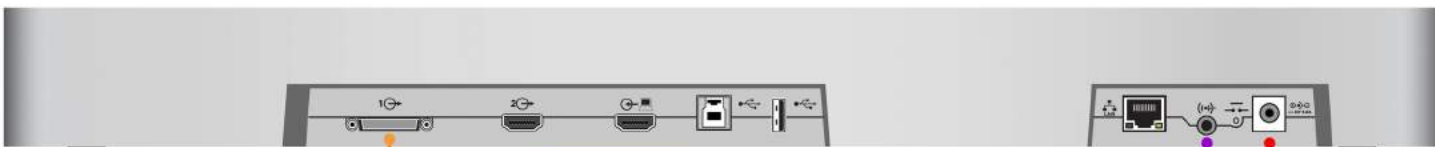
The SCTLink™ cable must always be a single, point-to-point CAT cable with no couplers or interconnections.



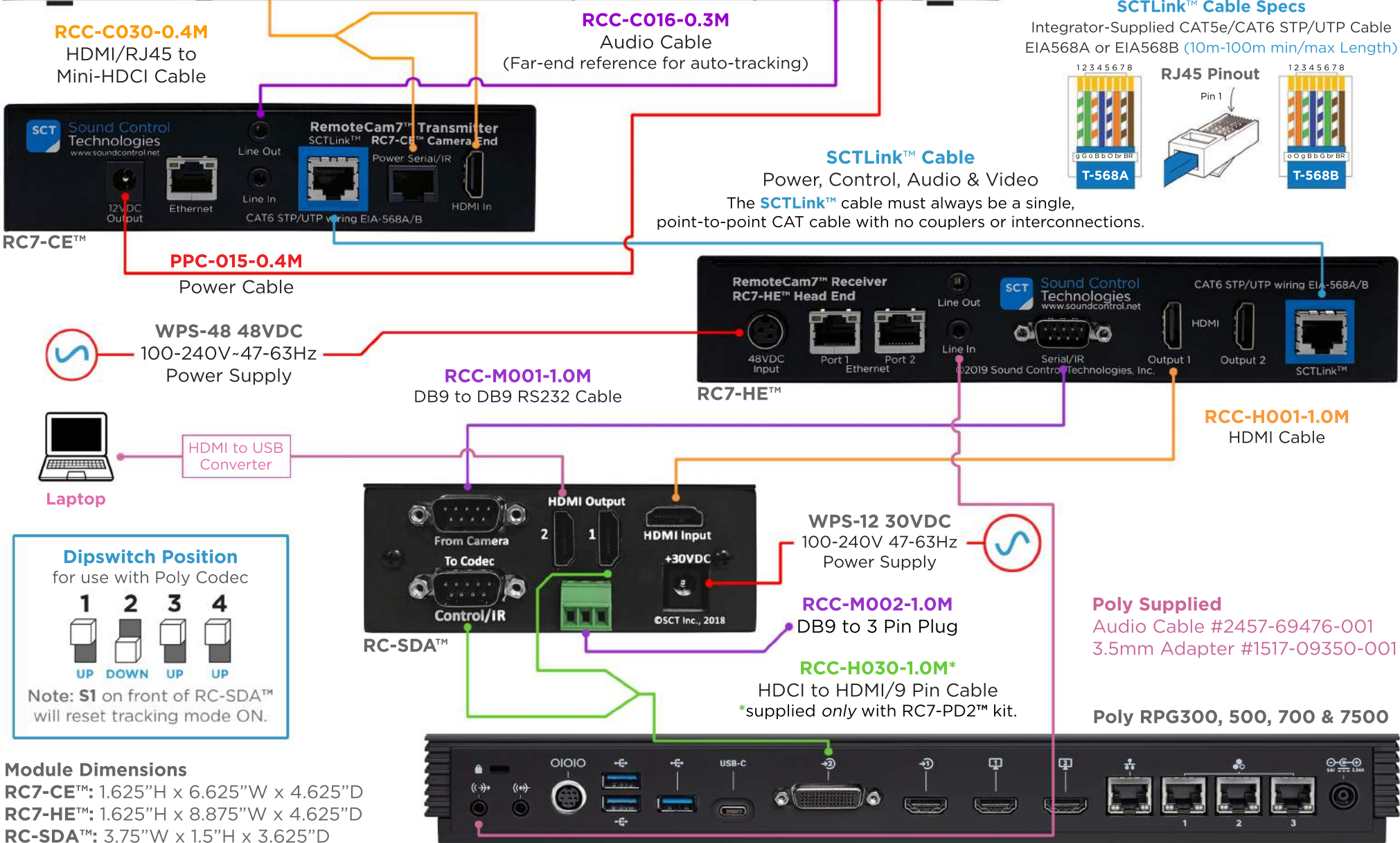
Module Dimensions

RC4-CE™: 2.5" W x 0.875"H x 3.6875"D

RC4-HE™/RC-SDA™: 3.75"W x 1.5"H x 3.625"D

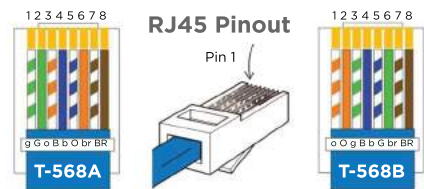


Important: Due to the power demands of Poly's Director II, it is best practice to utilize SCT's provided **RC-RKM™** rack shelf to facilitate ventilation.



SCTLink™ Cable Specs

Integrator-Supplied CAT5e/CAT6 STP/UTP Cable EIA568A or EIA568B (10m-100m min/max Length)



SCTLink™ Cable

Power, Control, Audio & Video
 The **SCTLink™** cable must always be a single, point-to-point CAT cable with no couplers or interconnections.

Dipswitch Position
 for use with Poly Codec

1	2	3	4
UP	DOWN	UP	UP

Note: **S1** on front of RC-SDA™ will reset tracking mode ON.

Module Dimensions
 RC7-CE™: 1.625"H x 6.625"W x 4.625"D
 RC7-HE™: 1.625"H x 8.875"W x 4.625"D
 RC-SDA™: 3.75"W x 1.5"H x 3.625"D

Poly Supplied
 Audio Cable #2457-69476-001
 3.5mm Adapter #1517-09350-001

Poly RPG300, 500, 700 & 7500